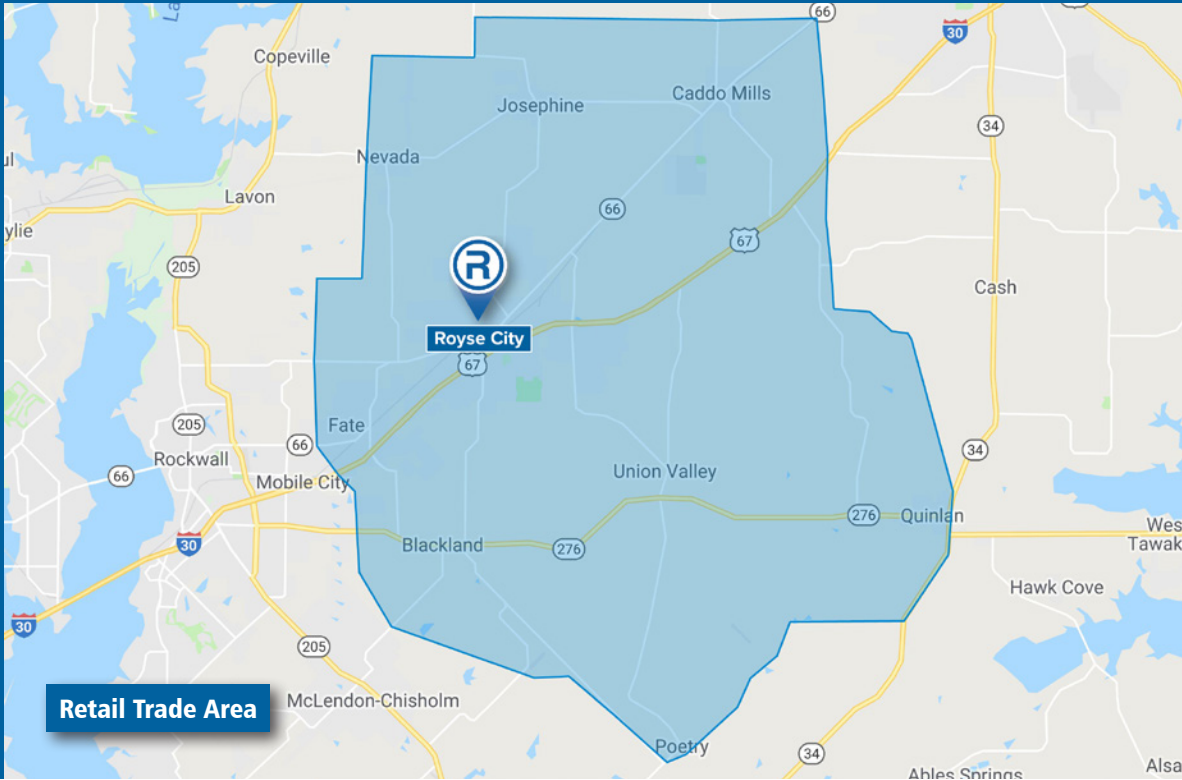


# Retail Market Profile 2019



## Contact Information

**Larry Lott, Executive Director**  
 Royse City Community Development Corporation  
 216 North Arch Street  
 Royse City, Texas 75189  
 Phone 972.636.2183  
 roysecitycdc@prodigy.net  
 www.roysecitycdc.org

April 2019. All information furnished is from sources deemed reliable and is submitted subject to errors, omissions, change of terms and/or conditions. Prepared by The Retail Coach, LLC, a national retail consulting and market research firm. 800.851.0962.

## Population

	2000	2010	2019 ESTIMATE	2024 PROJECTION
Retail Trade Area	21,709	39,360	53,441	58,738

## Income

	2019 ESTIMATE
Average Household	\$103,743
Median Household	\$84,556
Per Capita	\$34,424

## Educational Attainment

	2019 ESTIMATE
Graduate or Professional	7.4%
Bachelor's Degree	17.7%
Associate Degree	7.6%
Some College, No Degree	25.0%
High School Graduate	30.3%
Some High School, No Degree	7.4%
Less than 9th Grade	4.7%

## Race Distribution

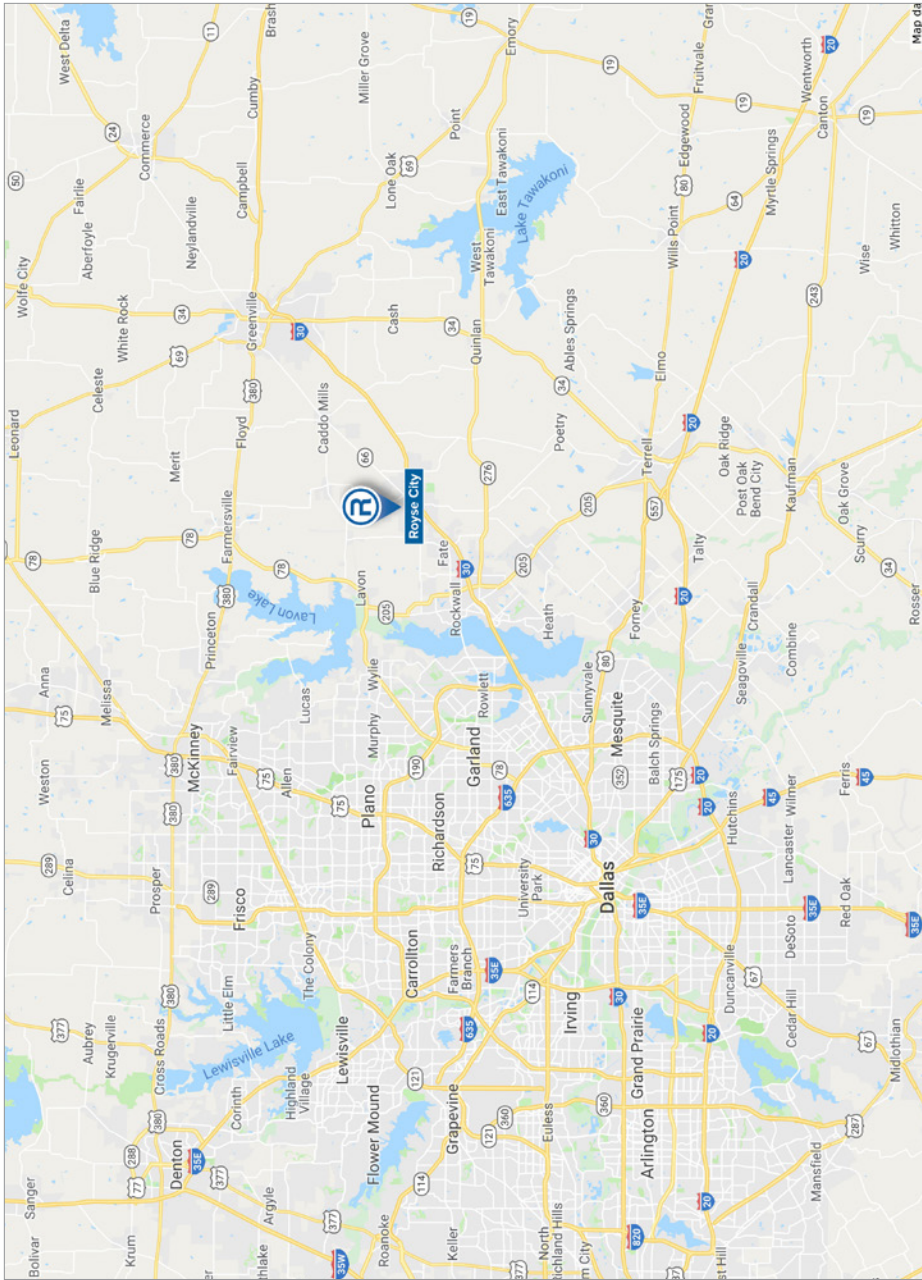
	2019 ESTIMATE
White	83.63%
Black or African American	4.28%
American Indian/Alaskan	0.83%
Asian	1.07%
Native Hawaiian/Islander	0.06%
Other Race	7.68%
Two or More Races	2.45%
Hispanic or Latino (of any race)	19.53%

## Age

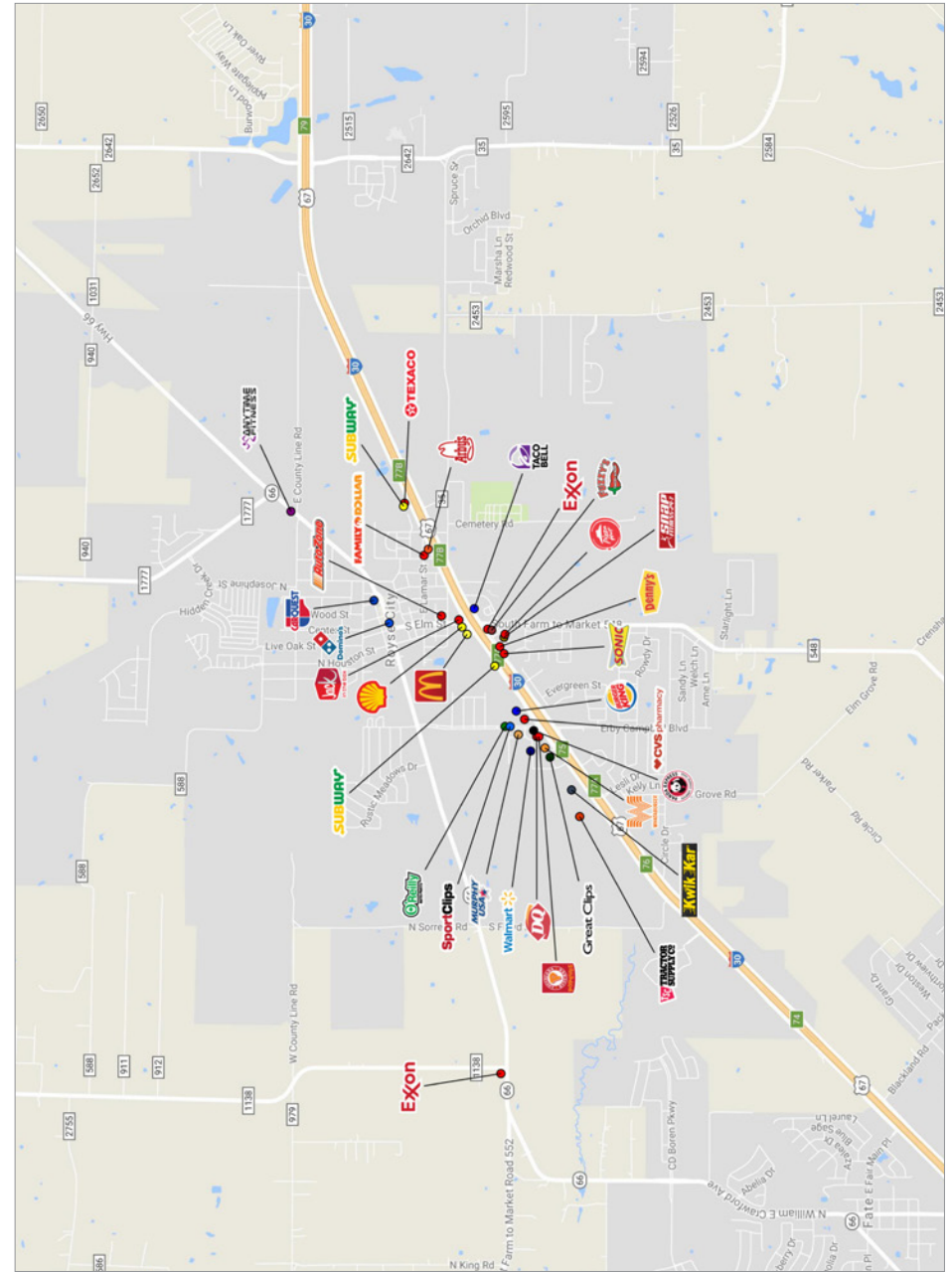
GROUPS	2019 ESTIMATE
9 Years and Under	14.19%
10-17 Years	12.72%
18-24 Years	9.27%
25-34 Years	11.37%
35-44 Years	14.91%
45-54 Years	14.13%
55-64 Years	11.73%
65 Years and Over	11.68%
DISTRIBUTION	2019 ESTIMATE
Median Age	36.76
Average Age	36.56



# LOCATION MAP



# EXISTING RETAIL



Information provided is for illustrative purposes only and is deemed to be correct as of publish date of this document. Data sources used may include: ESRI, AGS, Nielsen, RegisPro, SitesUSA, TxDOT and/or Microsoft Corporation.